

To see combined data for two or more counties, use the [ALICE Budgets](#), [Demographics](#), and [Labor Force](#) pages

SELECT COUNTY:

Fond du Lac

ALICE IN FOND DU LAC COUNTY

ALICE is an acronym for **A**sset **L**imited, **I**ncome **C**onstrained, **E**mployed

— households that earn more than the Federal Poverty Level, but less than the basic cost of living for the county. While conditions have improved for some households, many continue to struggle, especially as wages fail to keep pace with the rising cost of household essentials (housing, child care, food, transportation, health care, and a basic smartphone plan). Households below the ALICE Threshold — ALICE households plus those in poverty — can't afford the essentials.

2023 Point-in-Time-Data

- Population: 103,948
- Number of Households: 44,262
- Median Household Income: \$71,285 (state average: \$74,631)
- Labor Force Participation Rate: 64% (state average: 65%)
- ALICE Households: 24% (state average 24%)
- Households in Poverty: 9% (state average 11%)

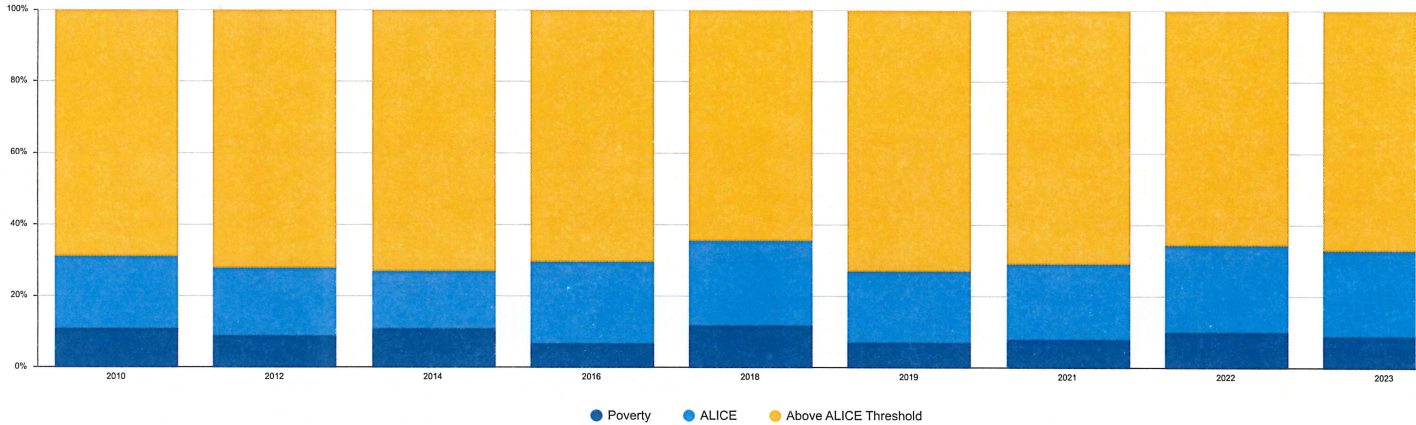
Financial Hardship Has Changed Over Time in Fond du Lac County

As circumstances change, households may find themselves below or above the ALICE Threshold at different times. Use the buttons below to switch between ALICE data over time by number and percentage.

Number of Households



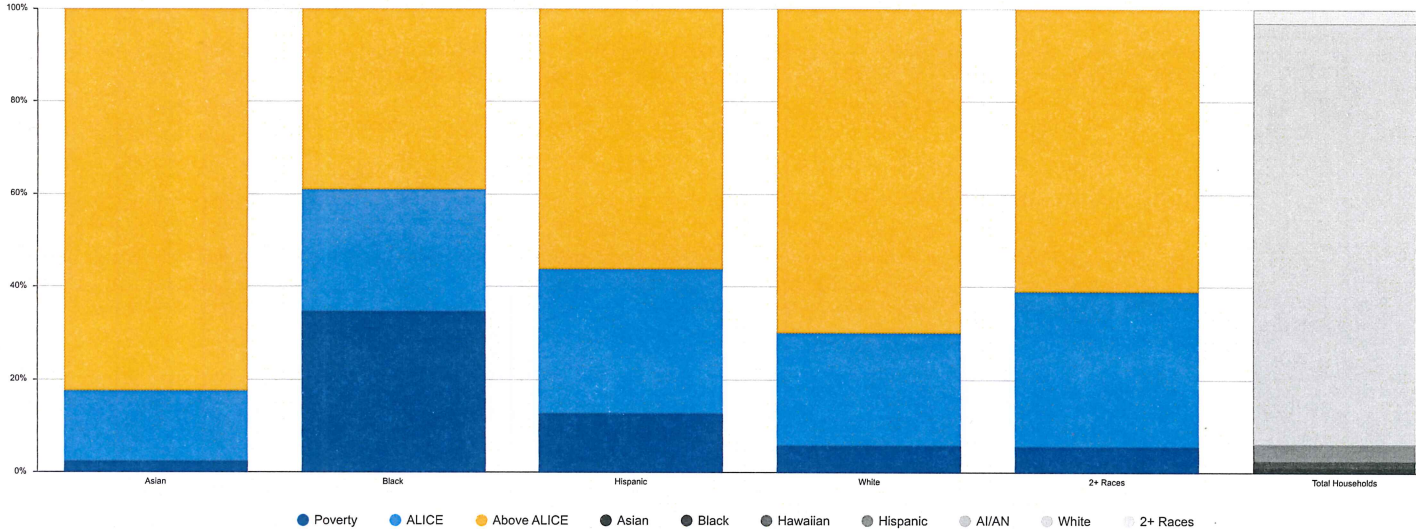
Percentage of Households



Financial Hardship is Not Equally Distributed

By total number, groups with the largest population of households below the ALICE Threshold tend to also be in the largest demographic groups. However, when looking at the proportion of each group that is below the ALICE Threshold, it is clear that some groups are more likely to be ALICE than others.

Households by Race/Ethnicity, Fond du Lac County, Wisconsin, 2023



There were also differences in financial hardship by household type and age of householder.

There were also differences in financial hardship by household type and age of householder.

Group	% Below ALICE Threshold
Single or Cohabiting (no children)	31%
Married (with children)	7%
Single-Female-Headed (with children)	72%
Single-Male-Headed (with children)	40%

Group	% Below ALICE Threshold
Under 25 Years	64%
25 to 44 Years	28%
45 to 64 Years	22%
65 Years and Over	44%

The Cost of Basics Outpaces Wages

The Household Survival Budget reflects the minimum cost to live and work in the current economy and includes housing, child care, food, transportation, health care, technology, and taxes. It does not include savings for emergencies or future goals like college or retirement. In 2023, household costs in every county in Wisconsin were well above the Federal Poverty Level of \$14,580 for a single adult and \$30,000 for a family of four.

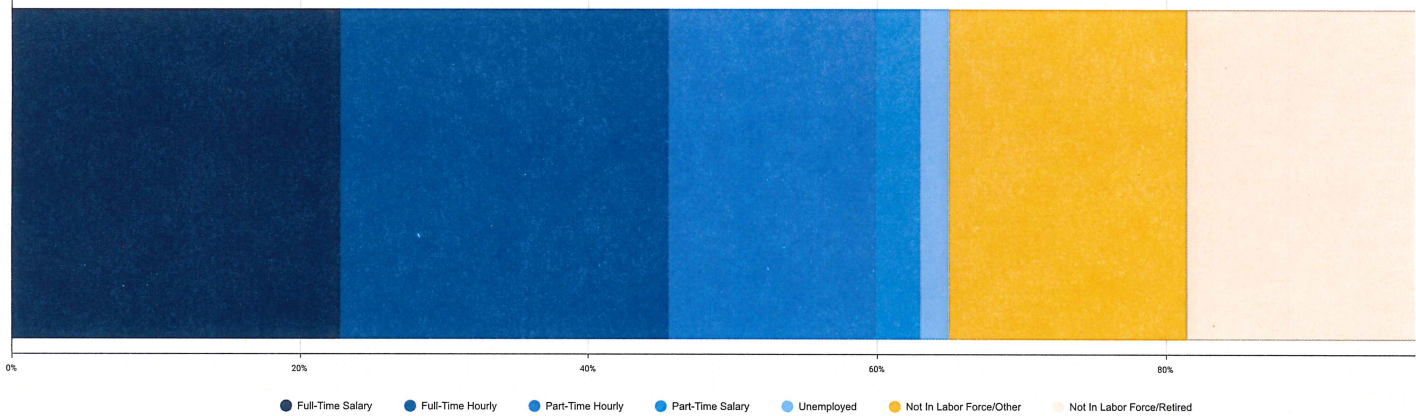
Household Survival Budget, Wisconsin, 2023				
Monthly Costs	Single Adult	One Adult, One Child	One Adult, One In Child Care	Two Adults
Housing	\$729	\$792	\$792	\$792
Child Care	\$0	\$238	\$635	\$0
Food	\$482	\$816	\$732	\$884
Transportation	\$387	\$510	\$510	\$606
Health Care	\$174	\$380	\$380	\$380
Technology	\$86	\$86	\$86	\$116
Miscellaneous	\$186	\$282	\$314	\$278
Taxes	\$278	\$236	\$316	\$343
Monthly Total	\$2,322	\$3,340	\$3,765	\$3,399
ANNUAL TOTAL	\$27,864	\$40,080	\$45,180	\$40,788
Hourly Wage	\$13.93	\$20.04	\$22.59	\$20.39

Monthly Costs	Two Adults Two Children	Two Adults, Two In Child Care	Single Adult 65+	Two Adults 65+
Housing	\$1,016	\$1,016	\$729	\$792
Child Care	\$477	\$1,310	\$0	\$0
Food	\$1,483	\$1,309	\$444	\$814
Transportation	\$935	\$935	\$323	\$478
Health Care	\$617	\$617	\$526	\$1,052
Technology	\$116	\$116	\$86	\$116
Miscellaneous	\$464	\$530	\$211	\$325
Taxes	\$375	\$550	\$341	\$645
Monthly Total	\$5,483	\$6,383	\$2,660	\$4,222
ANNUAL TOTAL	\$65,796	\$76,596	\$31,920	\$50,664
Hourly Wage	\$32.90	\$38.30	\$15.96	\$25.33

The Labor Landscape is Challenging for ALICE Workers

A small portion of adults (16 years and older) in Fond du Lac County were unemployed and a large number were working in 2023. However, a substantial portion of both full- and part-time workers are paid by the hour; these workers are more likely to have fluctuations in income and less likely to receive benefits.

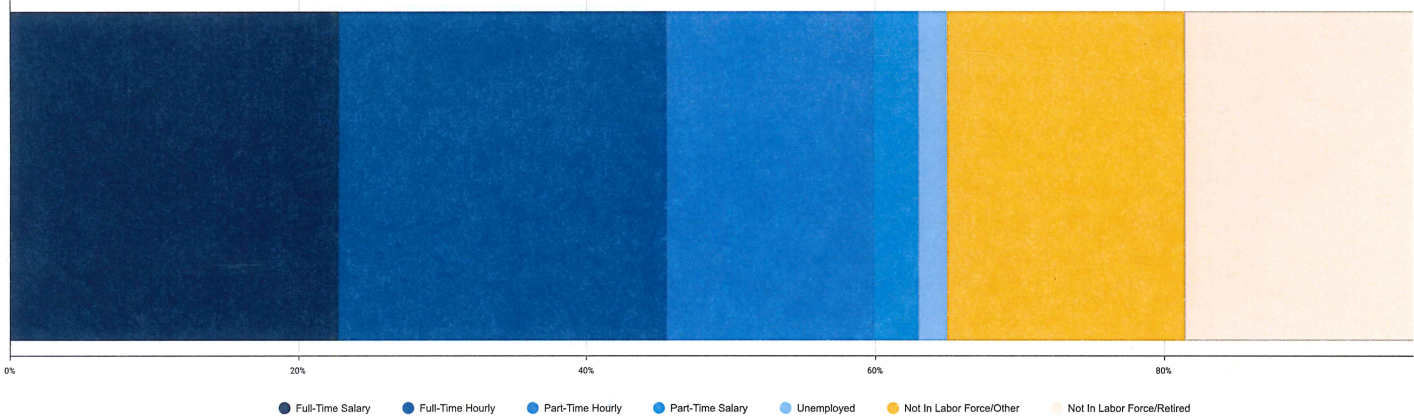
Labor Status, Population 16 and Over, Fond du Lac County, Wisconsin, 2023



The Labor Landscape is Challenging for ALICE Workers

A small portion of adults (16 years and older) in Fond du Lac County were unemployed and a large number were working in 2023. However, a substantial portion of both full- and part-time workers are paid by the hour; these workers are more likely to have fluctuations in income and less likely to receive benefits.

Labor Status, Population 16 and Over, Fond du Lac County, Wisconsin, 2023

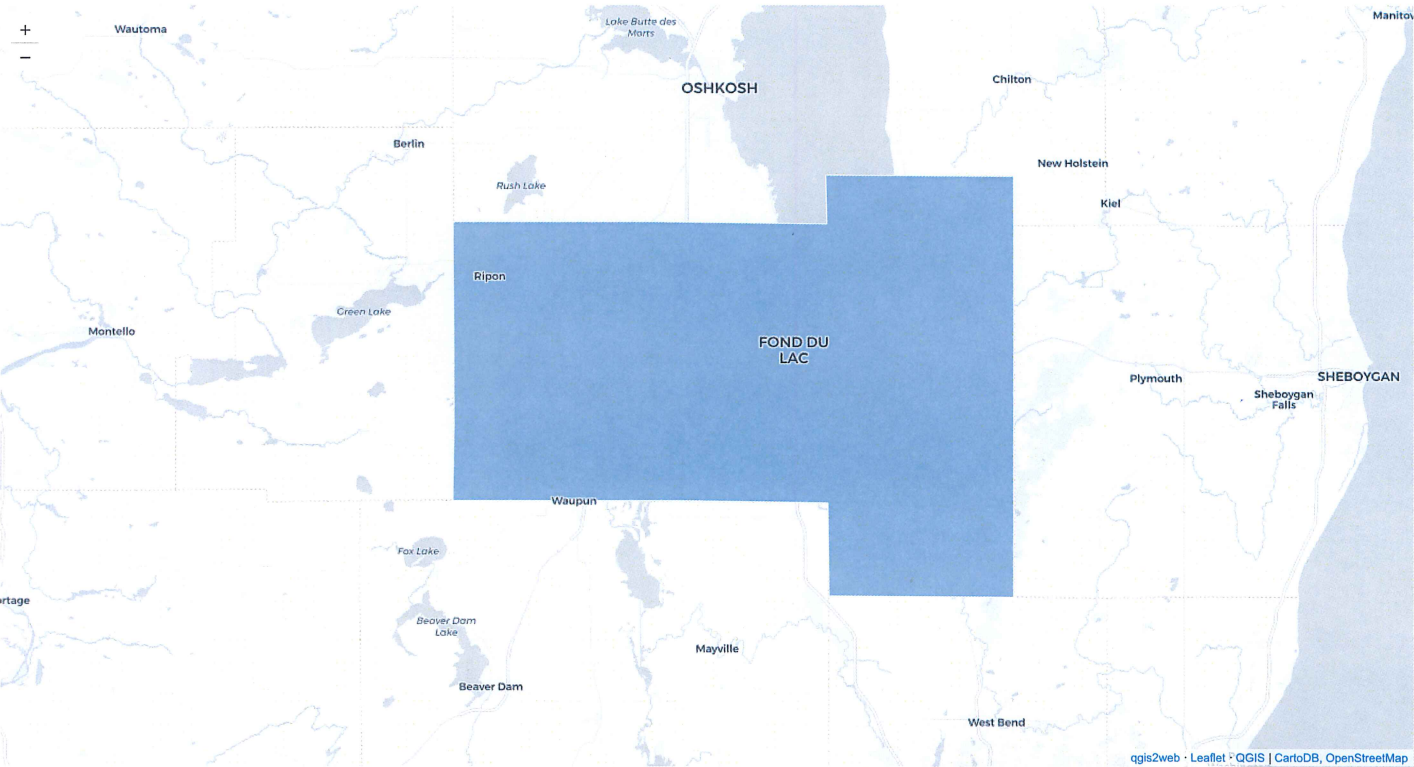


Financial Hardship Varies by Location in Fond du Lac County

There is substantial variation in the number of households who live below the ALICE Threshold within the county. Explore the map and table below to learn more. The map is shaded to show the percentage of households that are below the ALICE Threshold (poverty-level and ALICE households combined). The darker the blue, the higher the percentage.

ADDITIONAL GEOGRAPHIES:

Select geography...



Fond du Lac County, Wisconsin, 2023		
Counties	Total Households	% Below ALICE Threshold
Fond du Lac	44,262	33%

Learn More

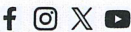
See what partners across the country are doing to improve life for ALICE households on our [ALICE in Action](#) page.



ALICE is an acronym for Asset Limited, Income Constrained, Employed, and represents the growing number of families who are unable to afford the basics of housing, child care, food, transportation, health care, and technology. These workers often struggle to keep their own households from financial ruin, while keeping our local communities running.

[Privacy Policy](#) | [Terms of Use](#) | [Equity Statement](#) | [Accessibility](#)

Follow Us



Connect With Us

Join us as we lead the charge for racial and economic equity for ALICE.

GET STARTED

